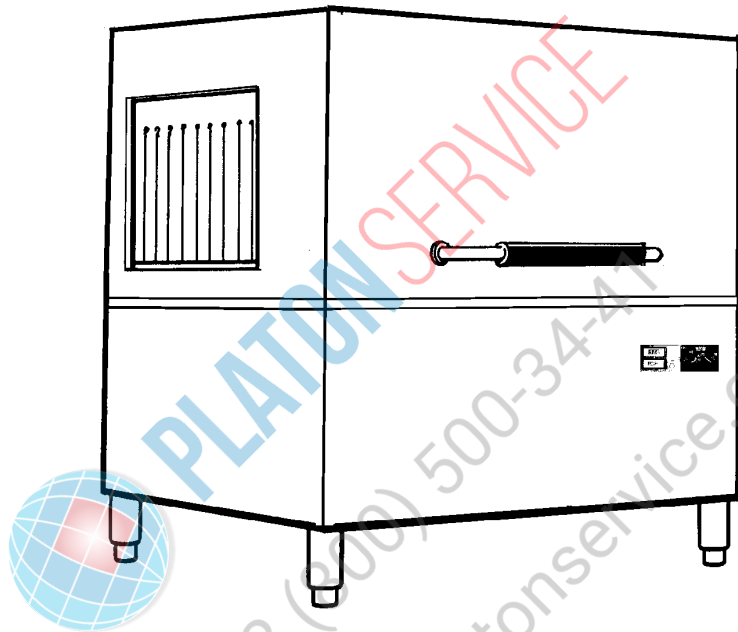


LAVASTOVIGLIE A CESTO TRASCINATO - 1 Vasca
RACK TYPE DISHWASHER - 1 Tank

RT 10 / RT 180 / Z 18 / WT 90
ELECTRIC HEATED



Pag.	Illustr.	Indice Descrizione	Index Description
2	21315	Vasca e pannelli	Tank and panels
3	21316	Scarico ed impianto di lavaggio	Drain and wash system
4	21317	Componenti elettrici	Electric components
5	21318	Unità condensa fumane CU	Condensing Unit CU
6-10		Lista ricambi	Spare part list

Marchio / Brand: Tutti / All
Paese / Country: Tutti / All

Da Ser. Nr. / From ser. nr.: 736 /

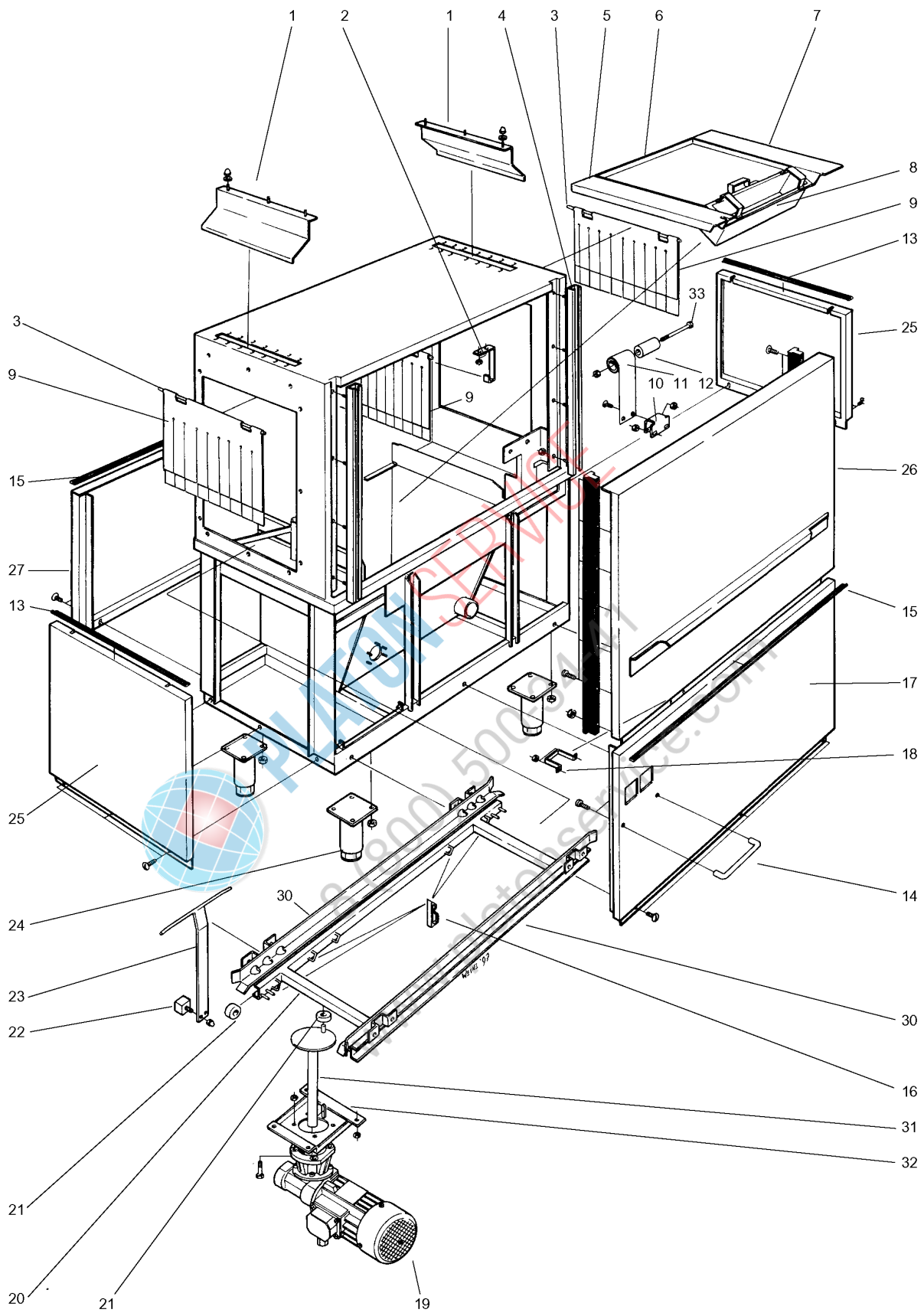
Page: 1

Ed. 0107

Doc. Nr.:

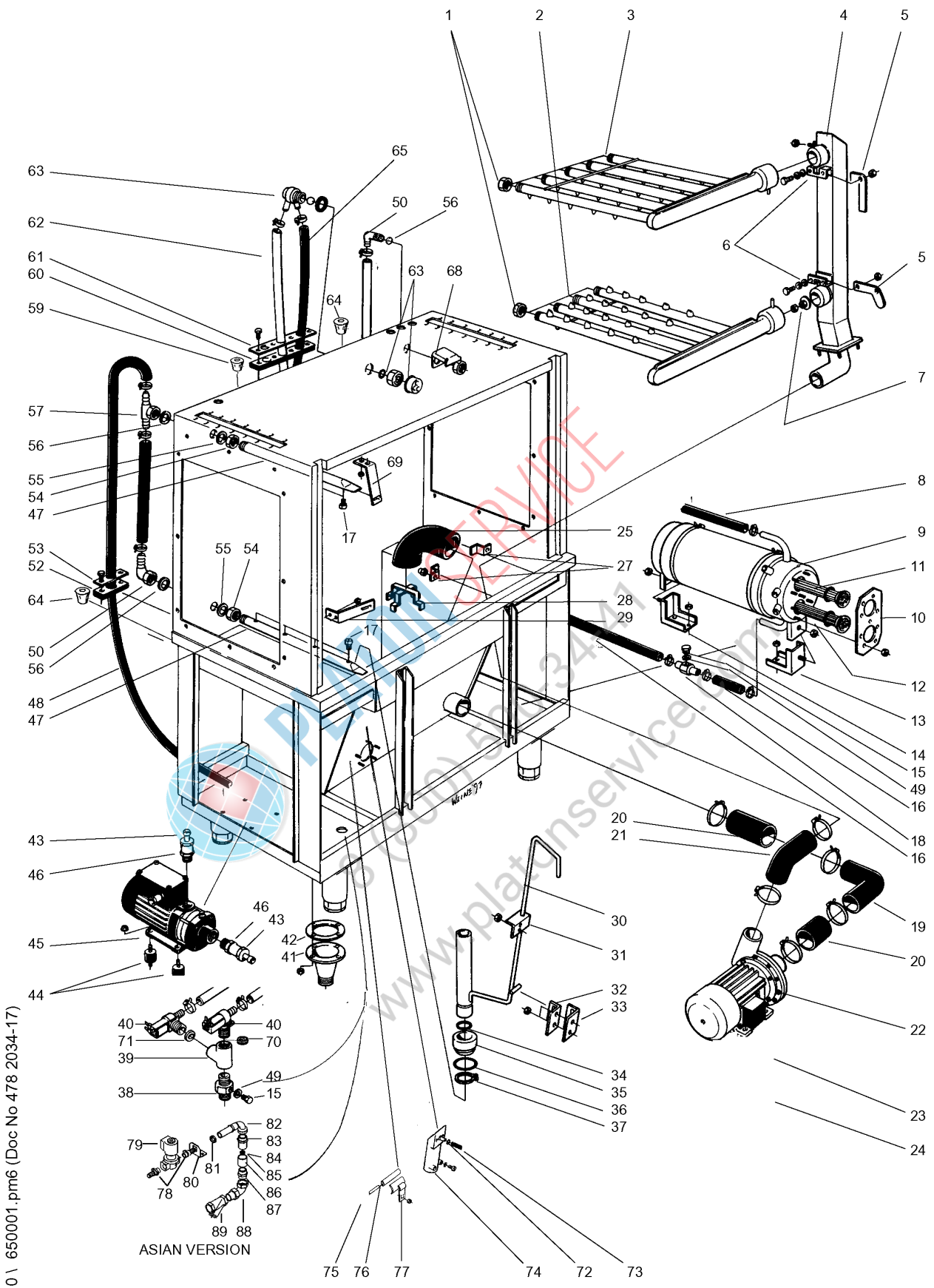
6-50 001

OS/Doc - RT 10 \ 650001.pm6 (Doc No 478 2034-17)



ill. 21315

??????	533314									
??????	6-50001	???????? 2	Tank and panels							
.		Alias		S			.			(Euro)
0001	0E5824	RT0027200						SPLASH GUARD		25,59
0002	0E5825	RT0003800	0L0559		D	CGX200 5-03		ATTACHMENT; FOR CURTAIN		
0003	0E5826	RT0003700		S				CURTAIN AXIS; L=580 MM		17,29
0004	000000	RT0003600							art. RT0003600	
0005	0E5821	RT0005700						SIDE PLATE; LEFT, FOR FILTER		58,18
0006	0E5472	W00183500						STRAINER PLATE		145,19
0007	0E5827	RT0005800						SIDE PLATE; RIGHT, FOR FILTER		58,18
0008	0E5183	W00102700						STRAINER BASKET		137,89
0009	0E5828	RT0003900	0E6006					CURTAIN		
0010	0E2898	W00143600						SPRING RETAINER		15,32
0011	0E5167	W00093300						SPRING BLADE; 38X0,5 MM		57,78
0012	0E5001	W00093100						PULLEY		10,10
0013	0E5829	W00444100						GASKET		
0014	0E5830	RT0005300						PROTECTION; FOR HANDLE		19,63
0015	0E5829	W00444100						GASKET		
0016	0E5007	W00093000	0K8166					FINGER F. BASKET FEEDING		
0017	0E5831	RT0017900						FRONT PANEL		
0018	0E5832	RT0016200						SUPPORT BRACKET		15,00
0019	0E5833	RT0029800						RACK FEEDING MOTOR; 230-400V 50/60HZ		629,75
0019	0E5963	611619900		S	A			GEARMOTOR	ASIAN	656,50
0020	0E5834	RT0019800						FEEDING LADDER		246,45
0021	0E5046	W00017300						ROLL		
0022	0E0102	W00003700	088361			CGX200 2-12		MAGNET		
0023	049857	835618600		S	A			GROUND TERMINAL; RIGHT	From to ser.128	47,32
0023	049858	835618700		S				GROUND TERMINAL; LEFT	From to ser.128	42,95
0023	0E5835	RT0013700		S				MICRO ACTUATOR	Up to ser.127	51,39
0024	0E5009	W00094500						FOOT		31,02
0025	0E5820	RT0017800						SIDE PANEL		413,56
0026	0E5836	RT0015600								
0027	0E5837	RT0017600						REAR PANEL		218,25
0030	0E5838	RT0018700						SLIDE; FOR BASKET		115,97
0031	0E5839	RT0019400		S	A			DRIVE AXIS		111,75
0032	0E5840	RT0003400						PLATE; MOTOR FITTING		67,27
0033	0E5792	W00516700						SCREW		1,83



ill. 21316a

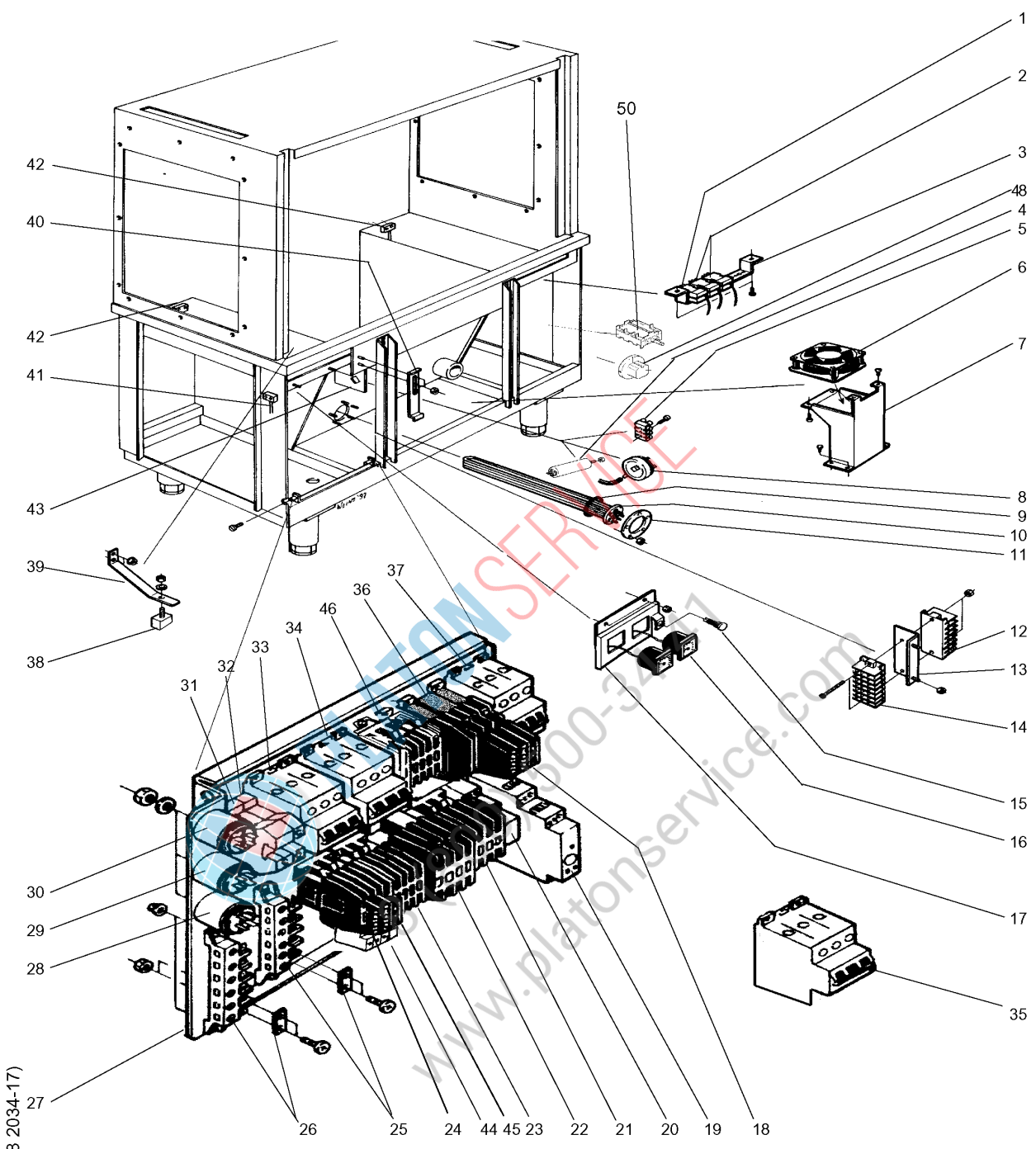
OS/Doc - RT 10 \ 650001.pm6 (Doc No 478 2034-17)

Da Ser. Nr. / From ser. nr.: 736 /	Page: 3	Ed. 0004	Doc. Nr.: 6-50 001
---	---------	----------	---------------------------

?????? 533314										
?????? 6-50001 ???????? 3 Drain and wash system										
.	.	Alias	.	S	(Euro)	
0001	0E5016	W00527600						CAP; 1" F; WASH ARMS	Up to Ser: 028	19,88
0001	0E5997	805656100						PLUG; FOR WASH ARM	From Ser: 029	4,46
0002	0E5465	W00384900	0E5995					WASH ARM; LOWER	Up to Ser: 028	
0002	0E5995	RT0057101						WASHING JET; 5 ARMS	From Ser: 029	268,47
0003	0E5467	W00384800	0E6024					WASH ARM; UPPER	Up to Ser: 028	
0003	0E5994	RT0055501	0E6024					FEED PIPE	From Ser: 029	
0004	0E5680	W00094400						PIPE; JETS CONNECTION		238,11
0005	0E5469	W00140700	0KU309					LOCK HANDLE		
0006	0E5714	W00511600						GASKET		1,64
0007	0E5179	W00115600						FLOW REDUCER		17,28
0008	0E5509	W00499400						RUBBER HOSE; ØI=15MM; ØE=23MM: BY METER		19,10
0009	0E5841	RT0032600					CGX200 0-05	BOILER	Vertical elements - Up to Ser: 004	
0009	0E5954	850653401	0L1856	A	+			BOILER	Horizontal elements - From Ser: 005	
0010	0E5492	W00023102						FLANGE	From Ser: 005	19,95
0010	0E5534	W00104800					CGX200 0-46	FLANGE	Up to Ser: 004	42,20
0011	049116									
0011	0E5066	W00120100						BOILER HEATING ELEMENT; 6000W 230V	Without CU - From Ser: 005	
0011	0E5066	W00120100					CGX200 0-46	HEATING ELEMENT; 10KW 230V	With CU - Up to Ser: 004	99,70
0011	0E5114	W00120300	0L1834				CGX200 0-46	HEATING ELEMENT; 230V 6KW, 460MM	Without CU - Up to Ser: 004	
0011	0E5953	617613000						BOILER HEATING ELEMENT; 10500W 230V	With CU - From Ser: 005	
0011	0E5953	617613000						BOILER HEATING ELEMENT; 10500W 230V	Without CU;ASIAN - From Ser: 005	
0011	0E5956	617614000	0L1853	A	+			HEATING ELEMENT; 230V 12000W	Without CU;ASIAN - Up to Ser: 004	
0012	0E5066	W00120100					CGX200 0-46	HEATING ELEMENT; 10KW 230V	Without CU - Up to Ser: 004	99,70
0012	0E5116	W00120500					CGX200 0-46	BOILER HEATING ELEMENT; 230V 12KW 460MM	With CU - Up to Ser: 004	
0012	0E5953	617613000						BOILER HEATING ELEMENT; 10500W 230V	With CU - From Ser: 005	
0012	0E5953	617613000						BOILER HEATING ELEMENT; 10500W 230V	Without CU - From Ser: 005	
0012	0E5953	617613000						BOILER HEATING ELEMENT; 10500W 230V	Without CU;ASIAN - From Ser: 005	
0012	0E5956	617614000	0L1853	A	+			HEATING ELEMENT; 230V 12000W	Without CU;ASIAN - Up to Ser: 004	
0013	0E5695	W00187500					CGX200 0-46	BRACKET		
0014	0E5694	W00187400					CGX200 0-46	BRACKET		21,41
0015	0E2887	W00527200						PLUG; 1/8"		5,87
0016	0E5509	W00499400						RUBBER HOSE; ØI=15MM; ØE=23MM: BY METER		19,10
0017	0E5148	W00136400						NOZZLE; N°9504; FOR RINSING		16,81
0018	0E3080	W00502600						HOSE NIPPLE		18,80
0019	0E2969	W00233700						ELBOW PIPE		37,39
0020	000000	544629200							ASIAN	
0020	0E5023	W00019200						RUBBER HOSE		17,80

??????	533314								
??????	6-50001	???????? 3	Drain and wash system						
.		Alias		S		.			(Euro)
0021	0E2970	W00132300						HOSE; RUBBER	42,61
0022	0E5335	W00186500				60013		PUMP; WASHING 380-415V 50HZ	
0022	0E5962	611618600						PUMP; 230-240/400-415V 3HP *	823,20
0023	000000								
0024	000000								
0025	0E5474	W00234200						SUCTION HOSE	43,66
0027	0E5475	W00114900						BRACKET	11,63
0028	0E5476	W00248400						CROSS; SUCTION PROTECTION	20,47
0029	0E5058	W00127200						SPRING; FOR RINSE ARMS	16,07
0030	0E5020	W00104700				+		OVERFLOW PIPE; COMPL.	
0031	0E5822	RT0005600						BRACKET	7,17
0032	0E5686	W00112400						BRACKET; LEFT GUIDE	10,33
0033	0E5685	W00112300						BRACKET; RIGHT GUIDE	10,33
0034	0E0142	W00524700						O-RING; ØI=29X3 MM	
0035	0E0141	W00008400						DRAIN CAP	
0036	0E0010	W00008900						O-RING; ØI=44.2X5.7 MM	
0037	0E5152	W00522900						SNAP RING	4,60
0038	0E5523	W00504500						NIPPLE; 3/4" M	42,41
0039	0E5522	W00528200						NIPPLE T; 3/4" F	19,43
0040	0E5842	RT0029900			D	60024		SOLENOID VALVE	
0041	0E0113	W00008500						STRAINER WASTE	
0042	0E0112	W00017700						GASKET; FOR DRAIN	
0043	0E5513	W00504100						HOSE NIPPLE; 1/2"	50,24
0044	0E0129	W00004900				CGX200 0-56		SHOCK ABSORBER	
0045	0E5532	W00068800						BOOSTER PUMP; 220-240V 1P 50HZ	617,40
0046	0E5531	W00526700						NIPPLE; 3/4"	12,77
0047	0E5506	W00303800						RINSE ARM	60,37
0048	0E5509	W00499400						RUBBER HOSE; ØI=15MM; ØE=23MM; BY METER	19,10
0049	0E5524	W00500500						GASKET	1,05
0050	0E5510	W00504600						BOW	
0052	0E5843	RT0004300						GASKET; HOSE INLET	6,23
0053	0E5844	RT0004500						PLATE; HOSE INLET	4,19
0054	0E5507	W00303700						SLEEVE; FOR RINSE ARMS	23,50
0055	0E5118	W00524500						O-RING; DI=17,3MM; DE=22,1MM	1,05
0056	0E5122	W00500800						GASKET	
0057	0E5508	W00504700	0K8722					T-CONNECTOR	

??????		533314									
??????		6-50001		???????? 3		Drain and wash system					
.		Alias		S			.			(Euro)	
0059	0E5823	RT0005500						CABLE GROMMET		2,50	
0060	0E5845	RT0004400						CABLE GROMMET; RT10		10,98	
0061	0E5846	RT0004600						PLATE; HOSE INLET		7,06	
0062	0E5121	W00499300	048531					HOSE			
0063	0E5648	W00493800	049332					NON RETURN VALVE COMPL; DVGW			
0064	0E5847	RT0005400						CABLE GROMMET			
0065	0E5509	W00499400						RUBBER HOSE; ØI=15MM; ØE=23MM; BY METER		19,10	
0068	0E5848	RT0011900						SPLASH GUARD		18,90	
0069	0E5505	W00107700						SPRING; FOR RINSE ARMS		21,09	
0070	0E5526	W00126000					CGX200 2-05	RED INLET REDUCER; 20 L/M; RED		1,42	
0071	0E5528	W00126100					CGX200 2-05	YELLOW INLET REDUCER; 5,5L/ MIN		1,03	
0072	0E5360	RT0012400	0E2836	D				O-RING			
0073	072393	W00537200						HOSE; Ø=4X7,4MM; L=500CM; PRESSURE SWITC		12,25	
0074	0H2542	W00498600	046631	D				AIR TRAP			
0075	0E5032	W00008200						THERMOSTAT; 30-110 C		58,68	
0076	0E5479	W00237400						SLEEVE INSULATION		12,39	
0077	0E5480	W00018400	0K7406					BRACKET			
0078	049508	514679400						RUBBER HOLDER	ASIAN	92,44	
0079	049509	696613300						SOLENOID VALVE; 3/8" 230V 50HZ	ASIAN	114,94	
0080	000000	507609400							ASIAN		
0081	049516	514679300						NUT	ASIAN	7,20	
0082	049232	830625700		D				HOSE	ASIAN	10,81	
0083	049510	515647501						NIPPLE	ASIAN	20,74	
0084	0E5961	549642000						SHUTTER	Boiler; ASIAN	4,18	
0085	048742	549620800						SHUTTER	Tank; ASIAN	4,18	
0086	0E5525	W00526000						SLEEVE	ASIAN	15,87	
0087	000000	W00562300							ASIAN		
0088	0E5609	W00511800						PIPE FITTING	ASIAN	36,87	
0089	068121	330700014					06006	FILTER	ASIAN	59,68	

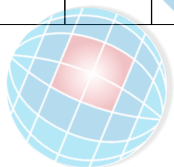


OS/Doc - RT 10 \ 650001.pm6 (Doc No 478 2034-17)

ill. 21317

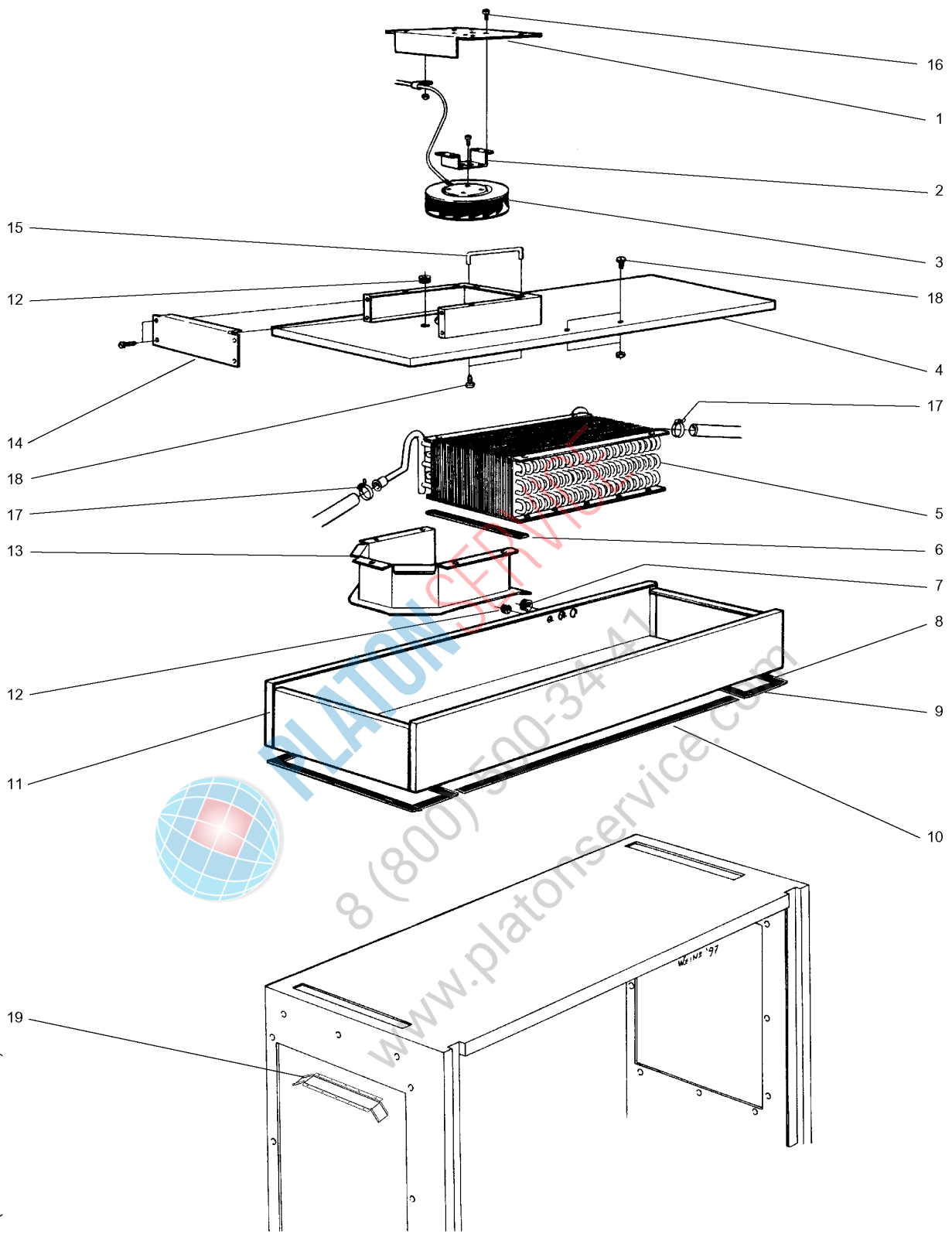
??????	533314									
??????	6-50001		???????? 4				Electric components			
.		Alias		S			.			(Euro)
0001	0E5086	W00050400					SAFETY THERMOSTAT; 126°C			68,31
0002	0E5032	W00008200					THERMOSTAT; 30-110 C			58,68
0003	0E5724	W00126600					SUPPORT			20,75
0004	0E0174	W00533200					CAPACITOR; 2MF	With CU		
0005	0E5178	W00126500					CONNECTION BLOCK; 3 POLES			8,68
0006	0E2261	W00019500					FAN; 230V 1P 50/60HZ 7,5W			
0007	000000	RT0004000								
0008	0E5565	W00393800	0E3731				PRESSURE SWITCH; LEV. 40/15-55/35			
0009	0E5037	W00525000				CGX200 0-46	HEATING ELEMENT GASKET; DIA.56,52XSP.5,33			1,47
0010	0E5161	W00119500				+	HEATING ELEMENT; 7500W 230V	RT10-RT180-Z18 - Without CU		
0010	0E5163	W00119400				+	HEATING ELEMENT; 9KW 230V	RT10-RT180-Z18 - With CU		
0010	0E5163	W00119400				+	HEATING ELEMENT; 9KW 230V	WT90		
0011	0E5492	W00023100					FLANGE			19,95
0012	0E5176	W00033300	046347				TERMINAL BOARD	X13		
0013	000000	W00166300								
0014	0E5176	W00033300	046347				TERMINAL BOARD	X14		
0015	0H2633	RT0031600	0K9096				LAMP; WHITE			
0016	048525	657601800		S	A		THERMOMETER			28,78
0017	000000	RT0004700								
0018	048497	640608500					AUXILIARY CONTACT			9,17
0019	0E5669	W00506200					TIMER; 24-240V 50/60HZ	With CU		114,94
0020	0E5173	W00502100					RELAY BASE			16,16
0020	0E5849	RT0030400					RELAY; 2 CONT. 230V	K14		23,61
0021	0W0632	W00534900	003598			A	CONTACTOR; 220V 10A			
0022	0W0690	RT0031900	0C9763			A	CONTACTOR; K2-23A10 230			
0023	0W0632	W00534900	003598			A	CONTACTOR; 220V 10A			
0024	0W0632	W00534900	003598			A	CONTACTOR; 220V 10A			
0025	0E5176	W00033300	046347				TERMINAL BOARD	X9		
0026	0E5176	W00033300	046347				TERMINAL BOARD	X2		
0027	000000	RT0004900								
0028	046226	W00225500					RFI FILTER; WITH FAST-ON			9,51
0029	046226	W00225500					RFI FILTER; WITH FAST-ON			9,51
0030	046226	W00225500					RFI FILTER; WITH FAST-ON			9,51
0031	0E5850	W00508400	0F0112				CONNECTION; NEUTRAL			
0032	0E5851	W00509000					CONNECTION; EARTH			22,14
0033	0E2309	W00506700	0E5894				AUTOMATIC FUSE; 10A 3-P	F4		

??????	533314								
??????	6-50001		???????? 4				Electric components		
.		Alias		S		.			(Euro)
0034	0E5452	W00507300	0KT674				AUTOMATIC FUSE; 50A 3-P	F8	
0035	0E5452	W00507300	0KT674				AUTOMATIC FUSE; 50A 3-P	F9, x 230V	
0036	0W0690	RT0031900	0C9763			A	CONTACTOR; K2-23A10 230	K108	
0037	0E2269	W00506800					AUTOMATIC FUSE; 16A 3-P	F10, with HAB	
0038	0E0102	W00003700	088361			CGX200 2-12	MAGNET		
0039	0E5852	RT0017300					SPRING		40,11
0040	0E5853	RT0005200					BRACKET		13,69
0041	0E0003	W00011700	049966			CGX200 2-12	SWITCH; REED		
0042	0E5854	RT0029500				CGX200 2-12	SWITCH; REED	2pcs with Autostart	
0043	000000	RT0005000							
0044	0E5220	W00535600					OVERHEAT PROTECTOR; 4-6 A	ASIAN - without CU	48,04
0045	046995	640605400					AUXILIARY CONTACT		4,58
0046	075796	648608400	082986			03207	CONTACTOR	K11	
0048	048402	548616600					KNOB; ØE=44MM; Ø PERNO=6MM	Zanussi	9,72
0048	048920	548621600					KNOB	Alpeninox	14,85
0048	0E3019	W00048900					KNOB	Electrolux	11,74
0050	048271	641603202					SELECTOR; 3 CAMMES	From Ser. n.: 905	37,26
0050	0E5132	641603202					SELECTOR; 3-P	Up to Ser. n.: 904	24,52



8 (800) 500 34 41

www.platonservice.com



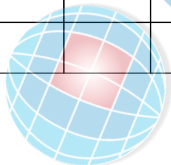
ill. 21318

OS/Doc - RT 10 \ 650001.pm6 (Doc No 478 2034-17)

Da Ser. Nr. / From ser. nr.: 736 /	Page: 5	Ed. 9810	Doc. Nr.: 6-50 001
---	---------	----------	---------------------------

?????? 533314
 ?????? 6-50001 ???????? 5 Condensing Unit CU

.		Alias		S			.		(Euro)
0001	0E5775	W00467700						COVER; FOR FAN	
0002	0E5670	W00467800						SUPPORT	
0003	0E5666	W00431000		S	A			FAN	211,97
0004	0E5855	RT0022500						LID	51,59
0005	0E5581	W00209700						EXCHANGER; CONDENSING UNIT	704,87
0006	0E5225	W00536100						GASKET; 1PC=1000MM L=210	3,80
0007	0E5585	W00499900	0E2365					CABLE GROMMET	
0008	0E5225	W00536100						GASKET; 1PC=1000MM L=440	3,80
0009	0E5225	W00536100						GASKET; 1PC=1000MM L=175	3,80
0010	0E5225	W00536100						GASKET; 1PC=1000MM L=1200	3,80
0011	0E5856	RT0048300							
0012	0E2331	W00530300		S				CABLE GROMMET	
0013	000000								
0014	0E5577	W00214700						CLOSURE PLATE; FOR FAN	29,55
0015	0E5830	RT0005300						PROTECTION; FOR HANDLE	19,63
0016	0H2300								
0017	000000	W00505300							
0018	000000	W00510500							
0019	0E5770	W00243200						DRIP GUARD	38,96



PLATON SERVICE
 8 (800) 500-34-11
 www.platonservice.com